

שבת קודש פרשת כי תשא שושן פורים קטן



B'CHADREI CHADORIM

י"ד אדר א' תשע"ד

February 14, 2014

הדלקת נרות: 5:11

Volume 1, Issue 10

Rabbi Yonah G. Lazar, Dean

Mrs. Rivkah Isaacs, Early Childhood Director

Mrs. Odelia Schlisser, General Studies Principal

Hats Off to the Cheder

Last **מוצאי שבת** was very special indeed! Three generations joined together to welcome in the spirit of **חודש אדר**.

After days of getting the boys into the **מלכה מלוח** spirit—with Rabbi Lazar walking into each classroom daily in a different hat collecting RSVP's in a "hat box," the awaited night finally arrived.

Thanks to Mrs. Wilk, Mr. Barber and their extended family, the tables at the Adas were beautifully and elegantly set for the **סעודת מצוה**. From tablecloths to crown

centerpieces, and from beef and broccoli to fortune cookies, once again, the event

numerous grandfathers spent a half hour learning together. Whether **פרשת השבוע**, **חומש**, **קריאה**,

משניות, **גמרא**, or even **אגדה**, bedecked in their exquisite hats, lots of learning was completed. Rabbi Lazar circled the room repeatedly handing out raffle tickets for the learning **תלמידים**. **Mazel Tov** to Meir Zarkhin

looked and tasted amazing.

However, before anyone sat down to eat, fathers and sons and

and Shlomo Schneider, the winners of the **אבות ובנים** raffles.

(continued on page 5)



CALENDAR

Monday February 17th

Staff Development Day
& Legal Holiday
12:30 dismissal for
all programs

Sunday Afternoon March 2nd

Limudei Kodesh
Parent Teacher Conferences

Monday Evening March 3rd

Early Childhood
& General Studies
Parent Teacher Conferences

Wednesday March 5th

Shiur for Women
by Rabbi Yonah Lazar
Hide and Go Seek:
A Behind the Scenes Look at
the Power and People of Purim
8:15 p.m. at The Ahavas

Sunday March 9th

Daylight Savings Begins
10:00 start

Wednesday April 2nd

Cheder Annual Dinner
see back page



CHEDER **חדר**

CLIFTON CHEDER
123 INDUSTRIAL EAST
CLIFTON, NJ 07012

(973) 472-0011
ADMIN@CLIFTONCHEDER.ORG

Our Budding Scientists

Tuesday's school wide Science Fair was the culmination of weeks of work in the classrooms. The students learned about select topics in Biology, Earth Science, Physical Science, and Space and Technology. Then, each student chose a specific area of research within the context of the class topic for the fair. In a teacher guided fashion, each boy read and wrote about his

research. Each boy built a model and a poster to depict what he had learned. Additionally, each boy learned the Torah connection to each and every scientific topic studied.

The first graders created sculptures out of recyclable materials. They learned about conservation, and wrote a paragraph about their project. They also learned a happy song to encourage them to apply the concepts. The second grade learned about where different animals live, how they breathe, what they eat, and how long they live. They each researched different animals, and created dioramas of their animals. The third grade learned about the Solar system. Each boy studied a different planet and wrote a report. They arranged their classroom to depict the solar system, and the planets sunk down proportionately to size. (Yes, they did the math together in class!) The fourth grade learned about




magnets and electricity. They learned about protons, electrons and neutrons. They learned about positive and negative charges, as well as how magnets work. The fifth grade studied body systems. Each student created a model of one of the systems: Respiratory, Circulatory, Digestive, and Skeletal. They know about all the major organs and their functions, in addition to fun factoids. The sixth grade constructed simple machines, and explained how they make work more efficient; practically, and mathematically.

Aside from learning the science, the boys learned about *Bal Tashchis* (recycling 1st grade), about

major organs and their functions, in addition to fun factoids. The sixth grade constructed simple machines, and explained how they make work more efficient; practically, and mathematically.

Aside from learning the science, the boys learned about *Bal Tashchis* (recycling 1st grade), about

magnets were used to support *David HaMelech's* crown (electricity and magnetism 4th grade), *Tefillos* that relate to different body parts and functions (body systems 5th grade), and how simple machines were used in the *Mishkan* and *Bais Hamikdash* (simple machines 6th grade). In an integrated curricular fashion, both the teachers and



Rebbeim were involved in this learning process.

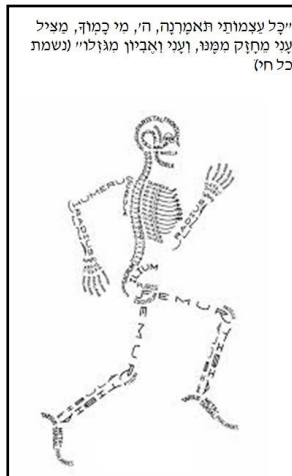
This fair was unlike many other school fairs where the students (read: their parents) compete for the most sophisticated project.

What made this fair unique is that the projects were done in school by your son. Perhaps the most important lesson to take home from all this, is that

of empowering our children to be active learners, to enjoy the inquisitive learning process, and to be proud of their work product.




how each animal sings *shira* to *Hashem* (animals and habitats 2nd grade), the commentaries related to the creation of the Universe and celestial bodies (solar system 3rd grade), how



"ותהי על-ראש דָּוִד" ...ורבותינו פירשו אבן שואבת היתה בה... שתולין כתר של מלך מלמעלה על ראשו והוא יושב כנגדה מלמטה תחתיה על כסא ומה שכתוב ותהי על ראש דוד שנראית כמו על ראשו.



"המאורות הגדולים וגו' - שוים נבראו, ונתמעה הלבנה על שקטרגה ואמרה אי אפשר לשני מלכים שישמשו בכתר אחד: ואת הכוכבים - על ידי שמיעט את הלבנה, הרבה צבאיה להפיס דעתה "



Creating A Peaceful Environment for Your Child (and YOU!)

Observations from a Parent and Mechaneches

Mrs. Rivkah Isaacs,
Early Childhood Director
(Part 2)

Tip #4- Slow and Steady

Change usually does not happen overnight, we are looking for steady progress. This is true for your child and this is true for you as well. Unless your child is in danger or is endangering others or their property, don't necessarily try to stop the behavior immediately. We need to set realistic expectations.

Using the example in the previous tip (speaking too loudly), if you use a special touch to help modulate a child's voice you might need to remind him quite a few times. Tap on the child's shoulder and say, "Do you remember what that sign means?" Praise the child when they do get it because we build on positive experiences of change. Think carefully before you implement a plan of action, get advice and listen to what your intuition is telling you.

Tip #5- Showing your child respect and validation

Our choice of words is so important. Even when we need to convey to a child that they have made a choice which we do not allow, we should use words that also express our confidence that he/she can make better choices, ones which are more sensitive or responsible and reflect our values. Children have a hard time living with disappointment and disapproval, so try to stay away from strong and overt expressions of those negative feelings. Instead, let the child know you understand why they

might make the wrong choice, explain why it is wrong and tell them how proud you will be when he/she makes the right decision. Leave the path open to positive change; tell your child that all of us are always growing and moving forward.

Build on success; look for the good decisions, choices and actions that your child makes and praise them with *specific and descriptive praise* that is real. Don't say, "Good choice, Basya!;" that's too general. Instead use, "That was such a caring way to speak" or "That was a very sensitive action," which tell *what* you like about their action. Besides being more focused and providing valuable feedback, this works to improve a child's vocabulary and language skills.

Tip #6- Handling a tantrum

When confronted with a child's tantrum – especially in an embarrassing location – most mothers tend to follow the path of least resistance. Often this is a poor decision on mother's part; to avoid being put in a very compromised and difficult position. Take a step back and look at your short-term and long-term goals. Even better, do some planning with them in mind.

Your short term goal is to accomplish whatever specific task – banking, shopping, or other errand – you set out to do. Now your child is making things difficult. You will need to immediately assess two questions: 1) Is my child's problem really what they are expressing (are they hungry/thirsty/tired) or is the problem something else (bored/attention -needy)? And 2) Can this task be done at another time?

Obviously, if your child has a compelling physical or emotional need, it must be addressed. A small child cannot be taught priorities and to "hold off" when they have a real need; too many bad lessons may be learned this way ("I'm not important," "I don't have to care about others"). Even where you have tried to do the planning – fed the children and taken them to the bathroom before the outing, taken their special toy... - things come up with young children and you may have to give up your plans or prepare to repair the damage afterwards.

In the longer term you need to anticipate what your child will experience and demand on this trip. No one knows your child like you do; if you know that your child is a "wanter and whiner" ("I waaaaant!!!!") then you should talk before you go and explain specific consequences for specific behaviors. "If you see something you want and you whine about it, then....will happen." BE PREPARED TO KEEP YOUR WORD (because you will be tested) and make sure to keep your inner peace. Don't become emotionally entangled with your child's tantrum! Even if you leave a full cart and waste an hour or more's worth of shopping, you are teaching your child a lesson about your integrity and your strength. Your word needs to stand or you are sending a mixed message to your child. Also, for good chinuch, never respond to the people

(continued on page 13)



Mazel Tov To..

- the Danzger family on the birth of a baby boy!



A Warm Welcome

- Welcome back to Morah Rebecca Magid (Toddler Morah) upon her return from her maternity leave.



פרנסי היום

Thank you to the פרנס היום sponsors who dedicated a day of learning on:

- February 6th, 'ו' אדר א', sponsored by the Baruch family.

- February 12th, 'י"ב אדר א', to mark the 30th Yahrzeit of Rabbi Lazar's great-grandfather, הרב חיים אברהם בן הרב ישראל קליין ז"ל, sponsored by the Lazar family.

Hats Off to the Cheder

(continued from page 1)

The boys and families respectfully entered the hall and filled their plates with delicious Chinese food generously co-sponsored by the Cheder N'shei.

As the boys ate, they were treated to a wonderful story about שבת, sound effects included, by our very own dynamic Rabbi Menachem Wiederman. Watching the boys and fathers sitting spell-bound, it was quite obvious to all what a talented Rebbe we have.

Our program continued with our 3rd and 4th grade choir performance. With a beautiful and inspiring rendition of כד יתבון ישראל, followed by the lebedik and exciting אשריכם תלמידי חכמים, each boy with his matching hat was a singing sensation. Individual talents were displayed as soloists came up to the microphone to the delight of the fathers and grandfathers. Super special thank you to Rabbi Elchanan Erlanger for practicing over the last few weeks with the students and leading the performance. Another Clifton Cheder megatalent.

Rabbi Lazar (wearing by then probably the 6th hat of the night and the 12th of the week) shared a meaningful דבר תורה

with those gathered about the power of שמחה which can nullify any troubles we face and is the key to the continuity of the Jewish nation. How fortunate, he pointed out, that our children and grandchildren are the daily recipients of Torah study מתוך שמחה—with true joy from their dedicated and enthusiastic Rebbeim. From the look on the faces of the adults in attendance, [for the record over 90% of the Cheder Elementary families participated] they couldn't have agreed more.

By now, Dovid Klayver, our super keyboard player got the entire room on their feet for dancing. ונהפך and משכנס אדר, שושנת יעקב had broken out the double אדר spirit in the Cheder family. What a נחת it was as Rebbeim and students joined hands with their fathers and grandfathers.

Thanks to Mr. Mark Shapiro, the entire evening was captured in photos and thanks to Rabbi Kagan, we have exciting video footage.

And then, the moment so many boys had been waiting for...the grand raffle. Over \$800 of raffle tickets were sold at the event, thanks to the 6th grade volunteers. Our 3rd prize, a football,

was awarded to Ariel Nagar in Grade 4. 2nd prize, a



super remote controlled car was won by Eytan Wolf in 6th grade.

But who would win the beautiful, shiny dirt bike (sponsored in part by The Bike Shop)? The boys clutched their many tickets purchased by proud zaydes and fathers and hoped to match the winning ticket number that Rabbi Lazar picked out of, yup, you guessed it, another hat. And the winner was... Bin-yamin Gonsheer, a thrilled 1st grade student!

Special thanks to Rabbi Kagan for seeing to the many details of the event, and to Mrs. Kaplan and Mrs. Goldfarb for their assistance. But most of all thank you to all the Cheder Elementary students for their amazing participation.

Our hats go off to you!

(pictures continued on next page)

Hats Off to the Cheder



Hats Off to the Cheder



Hats Off to the Cheder



Hats Off to the Cheder



Hats Off to the Cheder



Hats Off to the Cheder



Hats Off to the Cheder



Creating A Peaceful Environment for Your Child (and YOU!) (continued from page 4)

around you who offer free advice.

Tip #7- Relax together as a family

One of my most pleasurable moments as a parent: Friday night after the meal looking around the living room as my husband and each of my children is reading a book, individually or in twos. The room is so peaceful, the quiet broken only by a soft laugh or a comment made to each other. We have had moments like that while working on

a puzzle together as a family, or while drawing cards to send to a family member.

All children benefit from moments to relax, moments to reflect and moments of less intense sensory stimulation. In class, we actually have a game called "The Silent Game," in which we begin lunchtime with a minute of silence. This not only makes sure they eat but also gives them quiet time. Although some children could happily continue going without a mo-

ment's rest until they collapse (the Energizer Bunny-Boy), others need peaceful breaks during the day. We also do this at rest time; some children will sleep, others will choose a quiet activity to do on their mat. It gives them time to relax, recharge and reset so they can transition from one part of the day to the next. This will work for you at home, too; try a 15 minute "quiet read" (or even meditation, if you're so inclined) before dinner or before bed.

Thank You...

to our neighbor Lefty's Sports Academy who allowed our parents to park in their parking lot during the Science Fair. Very much appreciated! We hope to be as good neighbors as they are.



Sheilas Hashavua:

Using today's currency in U.S. dollars, approximately how much money was Haman willing to pay for the right to exterminate the Jews?



Last issue's question and answer:

Q: Using the פירוש בעל הטורים on פרשת שמות, where is the first time that we find CPR being performed by a person?

A: שפרה פרק א' - See the שפרה בעל הטורים in שפרה - שפרה פרק א', where he explains that at times babies were not alive at birth, and שפרה would take a reed, blow into the baby and bring the baby back to life.

"וזהו שפרה, לשון שפופרת"



Sheilas Hashavua

Name: _____


Rebbe: _____ Grade: _____

Answer: _____

Assistance given by: _____

Reminder! You may receive assistance from anyone who is not a student or a staff member at the Cheder!

Safety Alert



Morning drop off at the Cheder takes place between 8:40 and 9:00 a.m.

During these 20 minutes administrators and teachers wait outside to

safely escort your children from their carpools into the building.

At 9:00 a.m. all staff must return to the building to begin classes.

Should you arrive **after 9:00**, please make sure to park your car and walk your child into the building. We are well aware that spaces are very limited, especially in the snow. Nevertheless, **under no circumstances** should cars be left unattended, as this both blocks the possibility of anyone else driving up to the building and has led to **unsafe situations**.



ACCESS

Afterschool Clifton Cheder
Enrichment Seminar Series

Learn. Play. Create. Exciting Courses for Adults and Kids

ACCESS invites families in Passaic and Clifton to enjoy an assortment of after-school and after-work seminars, classes and workshops. The project is run by parents of the Clifton Cheder who see a need for organized activities for adults and children geared for our community.

Sign up for a class today!

Access your
family's potential!

Classes begin February 17th
Check our website for new classes

Public Speaking

Adults | Rabbi Menachem Wiederman

Investment ABCs

Adults | Frank Jaffe, CFP

Vocal Master Class

Women/Girls | Miriam Sandler

Parenting

Married Couples/Adults | Rabbi Eli Gewirtz

Practical Medicine

Adults | Dr. Alex Kushnir

Passaic Swim School

Boys/Men | Dovid Einhorn

Group Piano

Kids | Piano School of NYC

Karate

Boys/Men | Sensei Doc, Sensei Steve

What You Can Learn From Your Genes

Adult Women | Aliza Zidell, MS, Genetic Counselor

Jewelry Making and Wet Felting

Adults | Matana Ramati

Check our website for more classes
access-cliftoncheder.org

123 Industrial East | Clifton, NJ 07012

Phone 973-841-7222

info@access-cliftoncheder.org

Hold The Date!

We are thrilled to announce the details of
our upcoming

8th Annual Dinner.

paying tribute to:

Mr. and Mrs. Shaul & Elisheva Feinsod

Guests of Honor

Rabbi and Mrs. Daniel & Rivkah Isaacs

Avodas Hakodesh Awardees

Dr. and Mrs. Alex and Riki Kushnir

Parents of the Year

to be held ה"ק - on

Wednesday, April 2nd - 10:15 '05

at The Glan

111 Route 46 West, Lodi, NJ